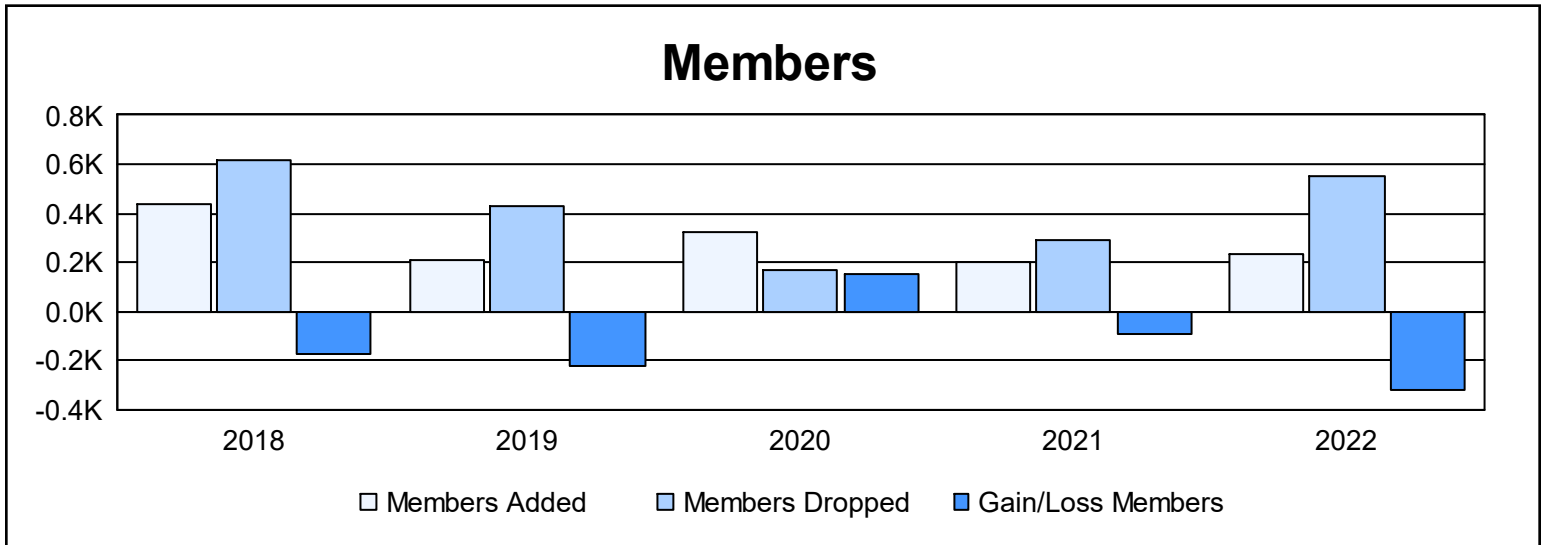
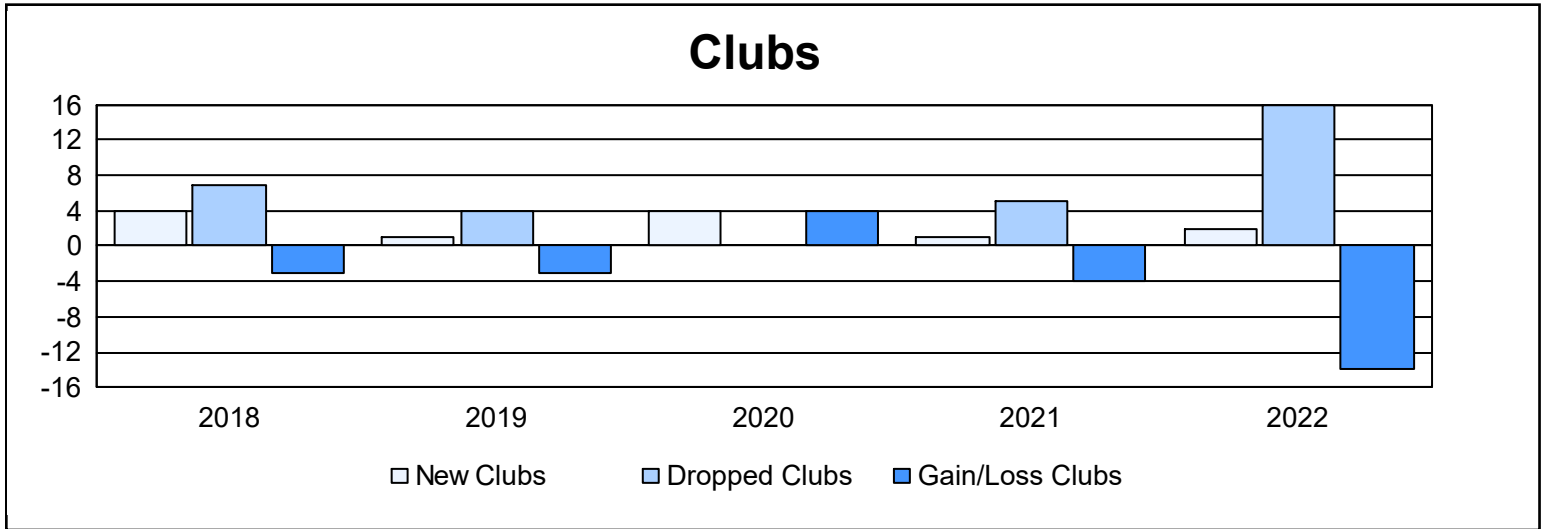
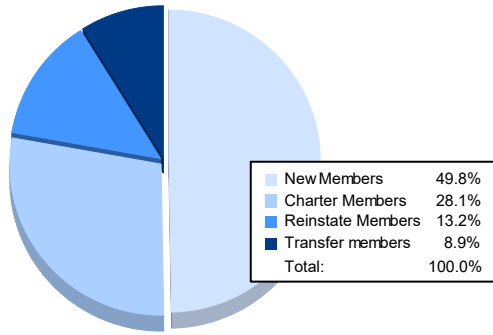


Year	New Clubs	Dropped Clubs	Gain/ Loss Clubs	New Members	Charter Members	Reinstate Members	Transfer Members	Total Member Added	Total Members Dropped	Gain/ Loss Members
2017-2018	4	7	-3	294	113	24	8	439	613	-174
2018-2019	1	4	-3	161	40	0	8	209	432	-223
2019-2020	4	0	4	215	85	14	9	323	172	151
2020-2021	1	5	-4	123	52	9	16	200	293	-93
2021-2022	2	16	-14	117	66	31	21	235	551	-316
<b>Average</b>	<b>2</b>	<b>6</b>	<b>-4</b>	<b>182</b>	<b>71</b>	<b>16</b>	<b>12</b>	<b>281</b>	<b>412</b>	<b>-131</b>



### Membership Composition June 2022 Cumulative



### Gender Composition June 2022 Cumulative

